

VARSIITY  YEARBOOK

26 FOR 26

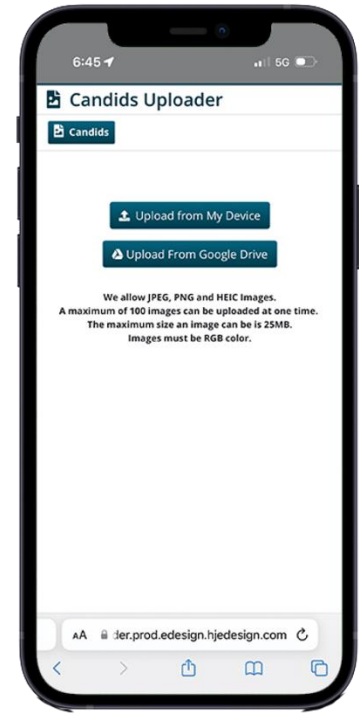
eDesign features for productivity and creativity

OTHER UPLOAD OPTIONS



GOOGLE DRIVE UPLOAD

The screenshot shows the Google Drive 'Select up to 100 images' interface. A dropdown menu is open, showing options for 'Import' and 'Export'. The 'Import' section includes 'Import from My Device', 'Import from Google Drive', and 'Import from Another Year'. The 'Export' section includes 'Download Images as Zip', 'Batch Delete', and 'Print'. The main interface displays a grid of image thumbnails with filenames like 'IMG_4197-363443...' and 'DSC_0073_3_-36...'. At the bottom, there are 'Select' and 'Cancel' buttons.

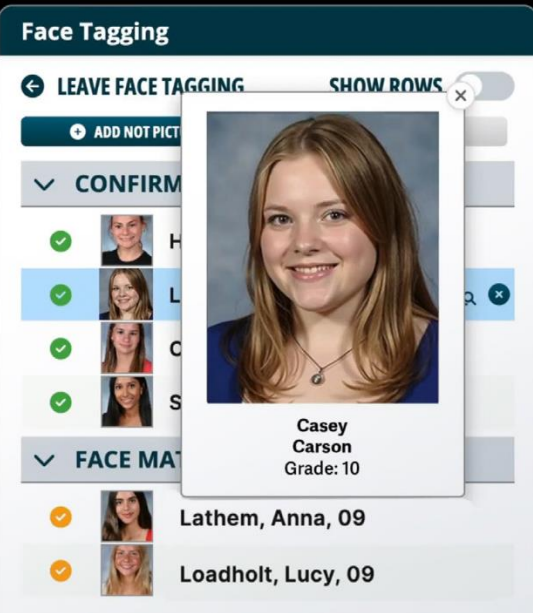
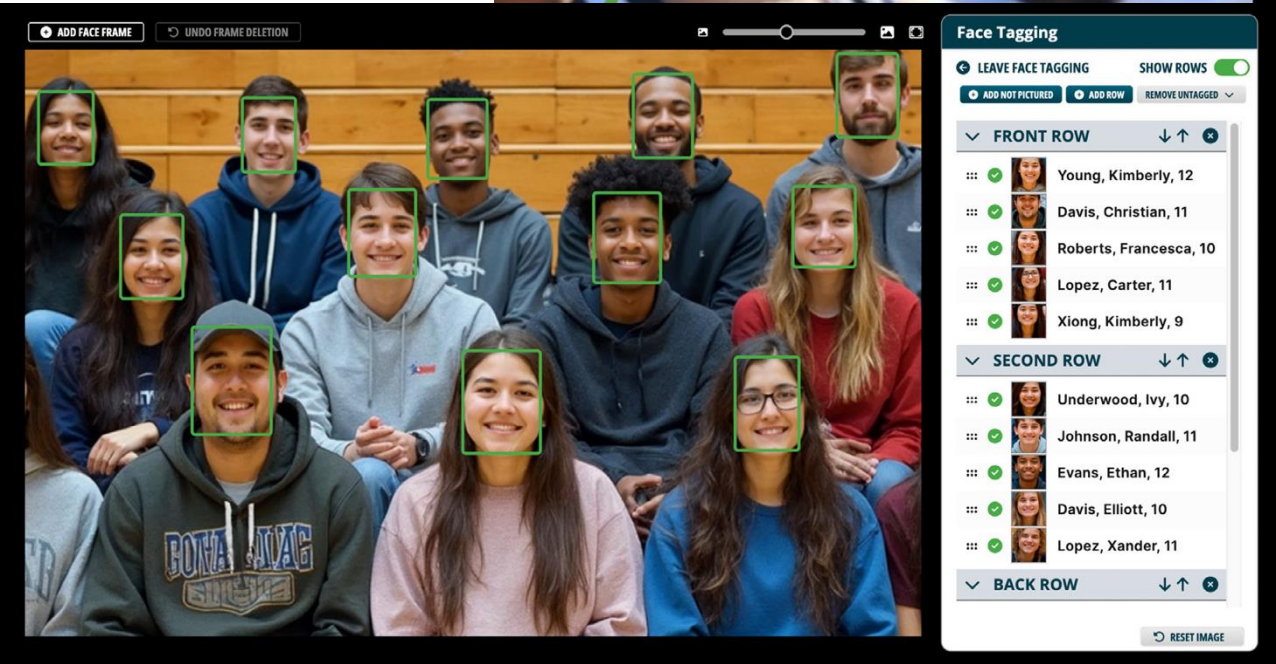
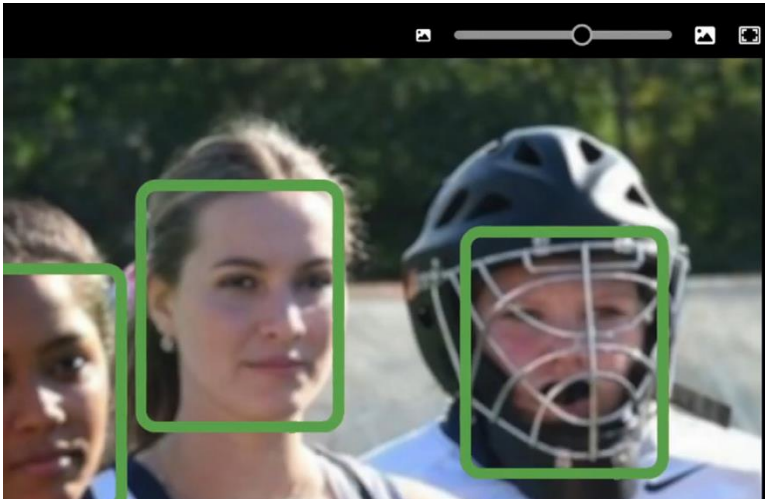


MOBILE UPLOADER
ybk.link/uploader

tip**01**

TAG WIZARD

CUTTING-EDGE
FACE RECOGNITION



v-ybk.link/tag-wizard

EASY GROUP
CAPTIONS

tip02

PORTRAIT PROOFS

Childrens High School(2023) Grade : 1 Page 1 of 1

Childrens High School(2023) Grade : 4 Page 1 of 1

Childrens High School(2023) Grade : 2 Page 1 of 2

Childrens High School(2023) Grade : 3 Page 1 of 1

Each student entry includes a small portrait photo, their name, grade, teacher, and file name. Many entries include a note: "Changes needed".



DESIGN

HJ Middle School - 2023 YEARBOOK-MAINBOOK
(10621-000-2023, Size 7)

We've compared your portrait first and last names with your school's Name List. Here are the names for which we could not find an exact match - you might want to check these out in case the student is missing or misnamed. Additionally, if you have students with the exact same first and last names, please be sure to check them carefully.

First Name Last Name

Grade 6

- Rico Aaron Jr
- Owanakunmi Adabi
- Jerranda Davis
- Zykeerah Davis
- Lauron De Jesus Ortiz
- Gabriella Debose
- Tristen Dixon
- Theonichayah Dismahle
- Ruth Fuentes-Cruz
- Allen Garcia
- Mackenzie George
- D'Janis Gregory
- Savksha Gurung
- Tari Hakeem-Landers
- Alghan Henry
- Nicole Jarral
- Aryon McCarne
- Janie McClaney
- Tracy McClaney
- Ashra Mccormick
- Bryllyn Mphwenso
- Emmanuel McWilliams
- Thi Nguyen
- Robert Nunez
- Neashahyah Okabe
- Bradford Owens
- Logan Smith
- Deasia Staples
- JaiCoi Thompson
- Kevita Torres
- Jovanni Watts
- Malyflee Williams
- Braylana Woodberry

Grade 7

- Said Aoudiah
- Nicole Cabrera
- Jose Devaranz
- Jonathan Estery

Grade 8

- Owen Chikara
- Shari Peters

Grade 8

- Julian Degross
- Sanna Echale
- Jonhas Erew
- Shelby Harrison
- Jaimeo King

MISSING PORTRAIT REPORT

tip03

STYLE WIZARD

FOR TEMPLATES, MODS AND SPREADS



Test Account High School - 2024 YEARBOOK-MAINBOOK (-77002-000-2024, Size 8) Switch Project

DESIGN HOME BOOK

Templates Library

Candidates Portraits

195 Templates

Style Wizard - Templates and Mods

Your selected templates/mods contain the color blends and fonts displayed below. Please indicate which changes you'd like to make. If you leave a field blank, we will leave that attribute as is.

Create New will not delete anything from your library. New versions will be saved for you.

Update Existing will delete your selected templates/mods and replace those files with newly saved versions featuring your chosen colors and fonts.

EXISTING COLORS

- 1 Rewind - Cobalt Blue
- Biography_Rewind Blue 2
- Biography_Rewind Mustard 2
- Biography_Rewind Red/Orange 01
- C=40 M=10 Y=75 K=0
- C=0 M=0 Y=0 K=30
- C=0 M=0 Y=0 K=0
- C=0 M=0 Y=0 K=100

MODIFIED COLORS

- 1.1 Rewind - Cobalt Blue
- 1.2 Rewind - Light Blue
- 1.3 Rewind - Sea Green
- 1.4 Rewind - Purple
- Select Color
- Select Color
- Select Color
- Select Color

EXISTING FONTS

- ArtD Rosalind Hand
- AHJ Sandy Regular
- AHJ Scribble Regular
- AHJ Times
- AHJ Times Bold
- AHJ Urbano
- AHJ Urbano Bold
- AHJ Urbano Bold Condensed
- AHJ Urbano Condensed

MODIFIED FONTS

- Select Font
- Select Font
- AHJ JOSH
- Select Font
- Select Font
- Select Font
- Select Font
- Select Font

Cancel Update Existing Create New

Options Sort

Grid List

Tags

Book Styles

wind

ustom 07 Rewind Candidates 04

15 picas (1224x792 pixels)

1 KB

s Mefford

Jun 24 2023

TOPIC: (none)

PAGE: (none)

KEYWORDS: (none)

PAGE FILTERS

The screenshot shows the 'Assemble & Edit Book' interface. At the top, there is a navigation bar with 'DESIGN' and menu items: HOME, BOOK, REPORTS, LIBRARY, NAME LIST, SEND AND SELL, CATALOG, SETTINGS, and HELP. Below this is a 'Jump to page' input field with a red arrow pointing to it. The main content area displays various book sections: 'Back Cover' (EDITED), 'Endsheets' (SUBMITTED), and 'Front Cover' (EDITED). A search bar with the text 'ball' is open, showing a dropdown menu with the following items: Freshmen Football, Freshmen Football Cheer, JV Baseball, JV Football, JV Football Cheer, JV Softball, Varsity Baseball, Varsity Football, Varsity Football Cheer, and Varsity Softball.

The 'Filter Pages' dialog box is shown, allowing users to filter pages based on various criteria. The criteria include:

- Edited
- Proof
- Preflight
- Pre-Submit
- Submitted
- Final PDF Needed
- Unfinished
- Secret

There are also sections for 'Deadline' and 'Staff Assignment':

- No Deadline
- 09-30-2022
- 10-28-2022
- 11-30-2022
- 12-30-2022
- 01-27-2023

Staff Assignment:

- Jamie Abeyta
- Demo Adviser



v-ybk.link/filter-ladder

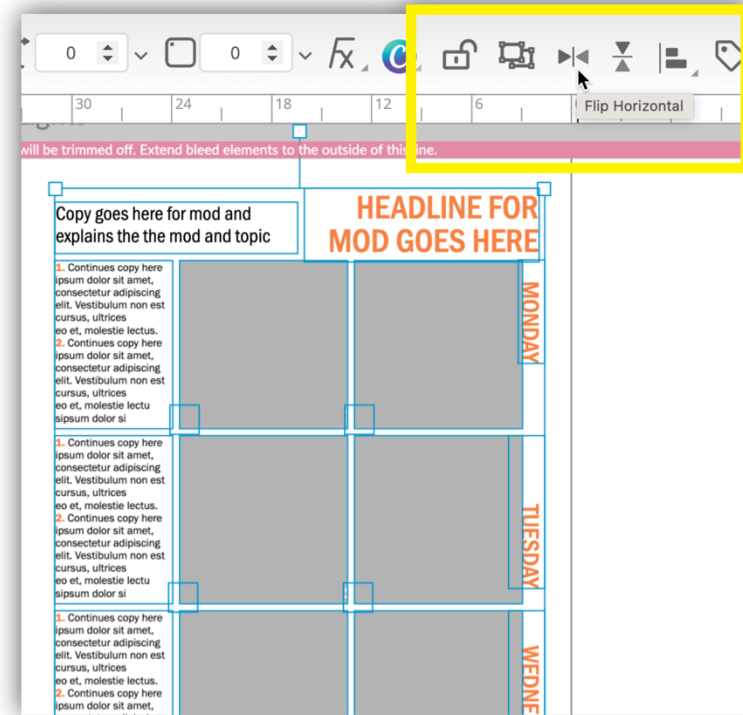
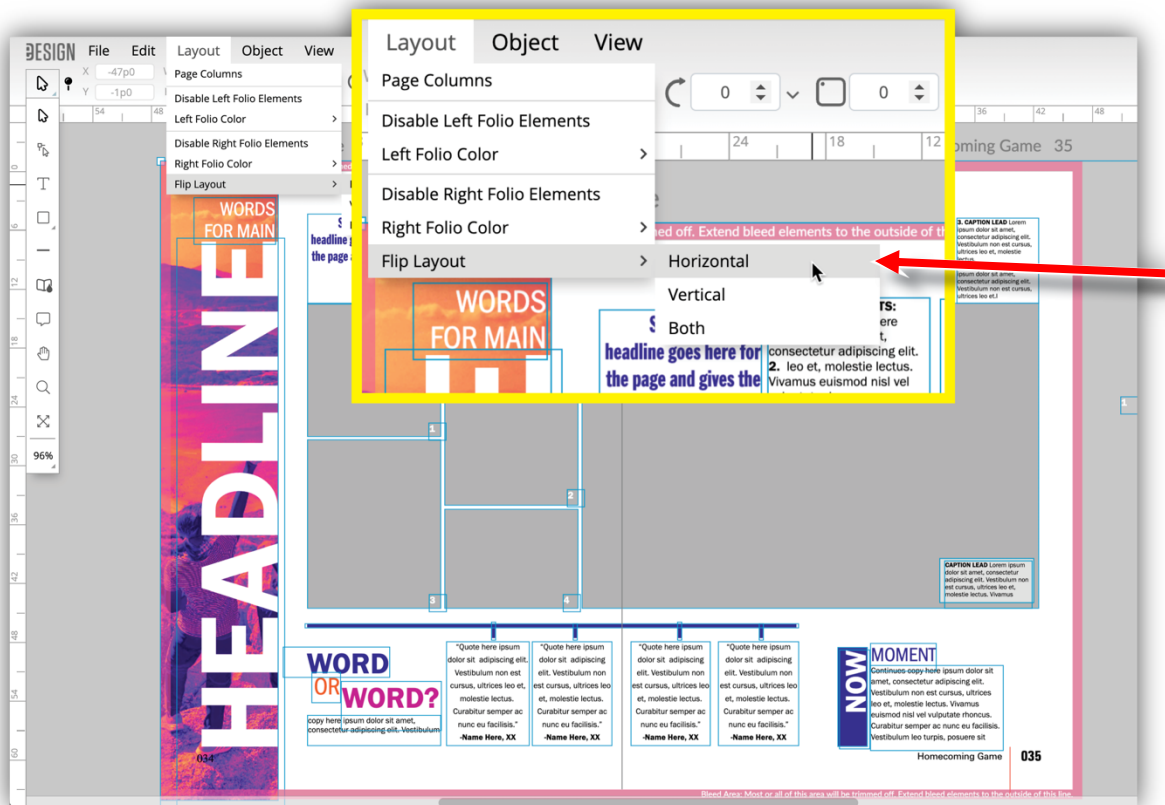


v-ybk.link/jump-to-page

JUMP TO PAGE




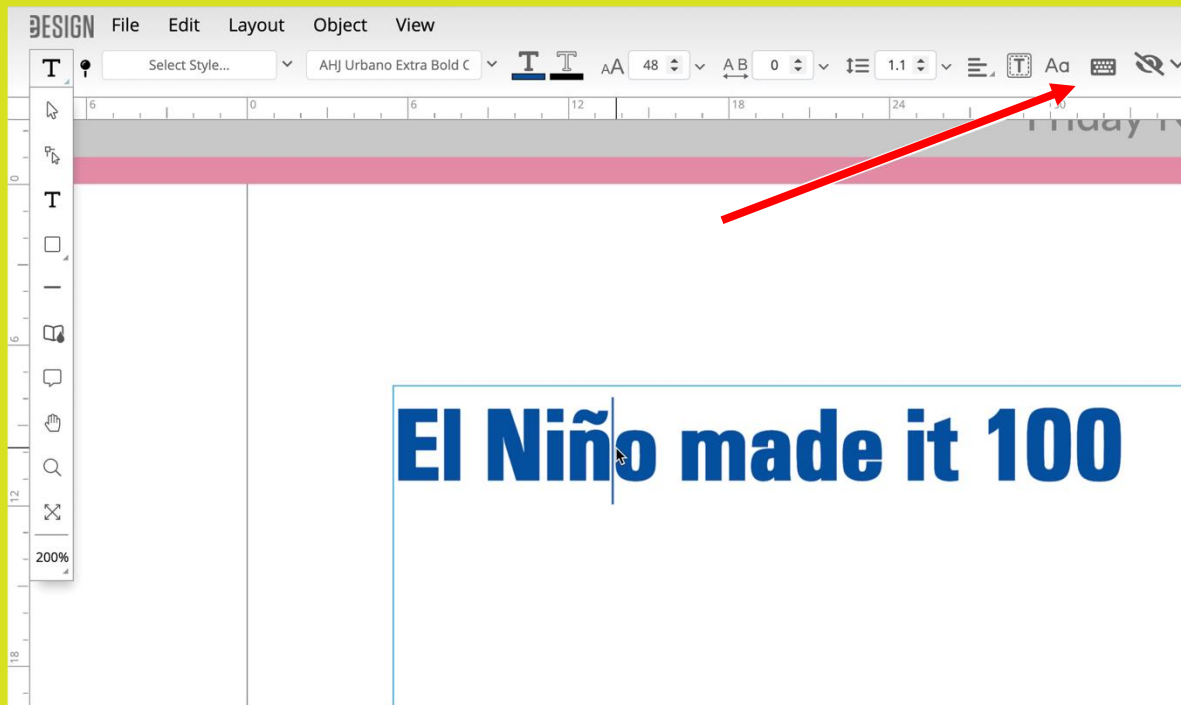
FLIP LAYOUT



FLIP MOD


tip06

SPECIAL CHARACTER PANEL



CHARACTER STYLES

AND DEFAULT TEXT FORMAT



Towns County High School - 2024 YEARBOOK-MAINBOOK (10344-000-2024, Size 7) Switch Project Save It Forward Terms of Use/Privacy Policy Sign Out

DESIGN

- Settings
- Staff Setup
- School & Organization
- Topics
- Design Styles
- Page Design
- Book Style
- Fonts
- Character Styles**
- Colors
- Deadlines
- Custom Dictionary
- Coverage Report
- Export Settings
- Index Preferences
- Feature Flags

Edit Character Style

Character Style Name:

AHJ Craft Gothic Conden ■ AA 12 ▾ ≡ 1.2 ▾ AB 0 ▾ Aa Default Style

The quick fox jumps over the lazy brown dog.
The quick fox jumps over the lazy brown dog.

tip08



REMOVE IMAGES

v-yk.link/remove-images

Layout Object View

- Bring to Front
- Bring Forward
- Send to Back
- Send Backward
- Effects
- Lock Object - ⌘L
- Alignment
- Swap Images - ⌘S
- Crop Image
- Find My Image
- Find Background Image
- Tag Image
- Create Image Caption
- Fit Frame to Text
- Ignore Text Wrap
- Fill with Placeholder Text
- Flip Image in Frame
- Remove Image from Frame
- Remove All Candidids from Frames

IT Help

Remove image from Frame

Elements outside the dashed line will be close to the edge

in for the LONG

positivity & PERSEVERANCE

speeches & CELEBRATIONS

positivity & PERSEVERANCE

42

43

44

Elements outside the dashed line will be close to the edge

in for the LONG

positivity & PERSEVERANCE

speeches & CELEBRATIONS

positivity & PERSEVERANCE

42

43

44

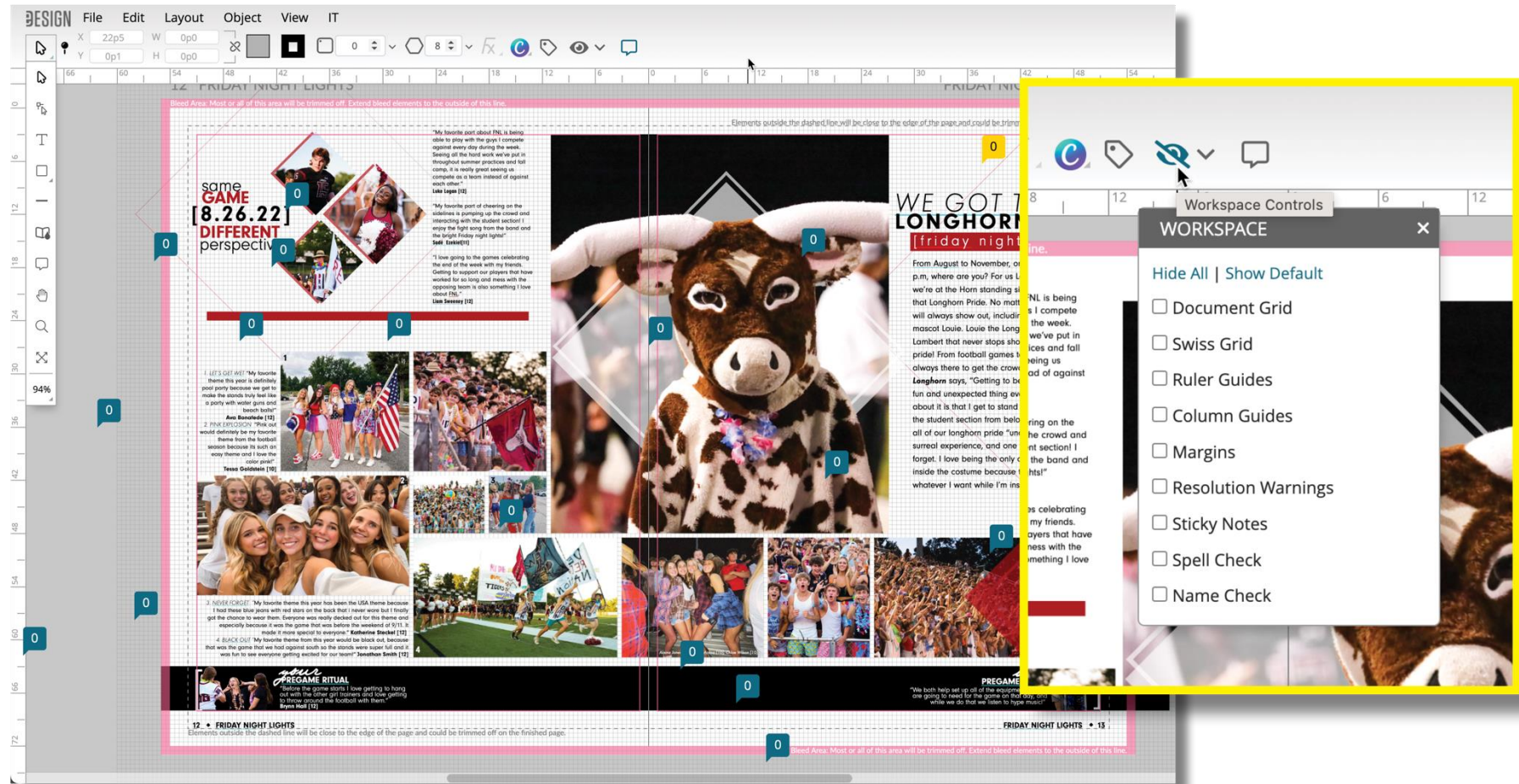
Remove image from Frame

- Cut ⌘X
- Copy ⌘C
- Paste ⌘V
- Paste in Place ⌘⇧V
- Save as Mod
- Bring to Front
- Send to Back
- Lock / Unlock ⌘L
- Group / Ungroup ⌘G
- Show / Hide DPI Warning
- Crop Image
- Find My Image
- Swap Image ⌘S
- Remove Image
- Tag Image
- Create Image Caption

SWAP IMAGE



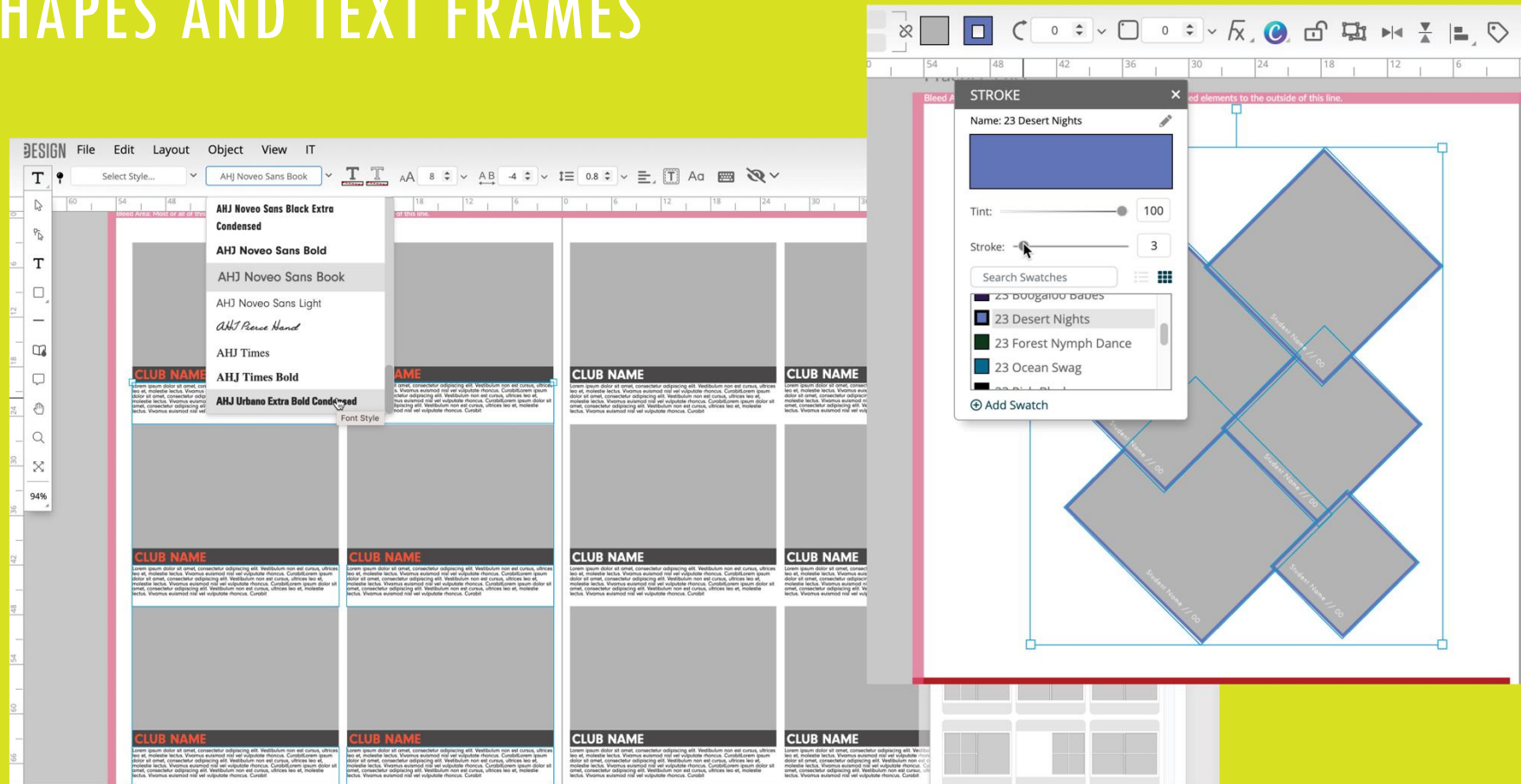
PREVIEW MODE AND WORKSPACE CONTROLS



Tip 10

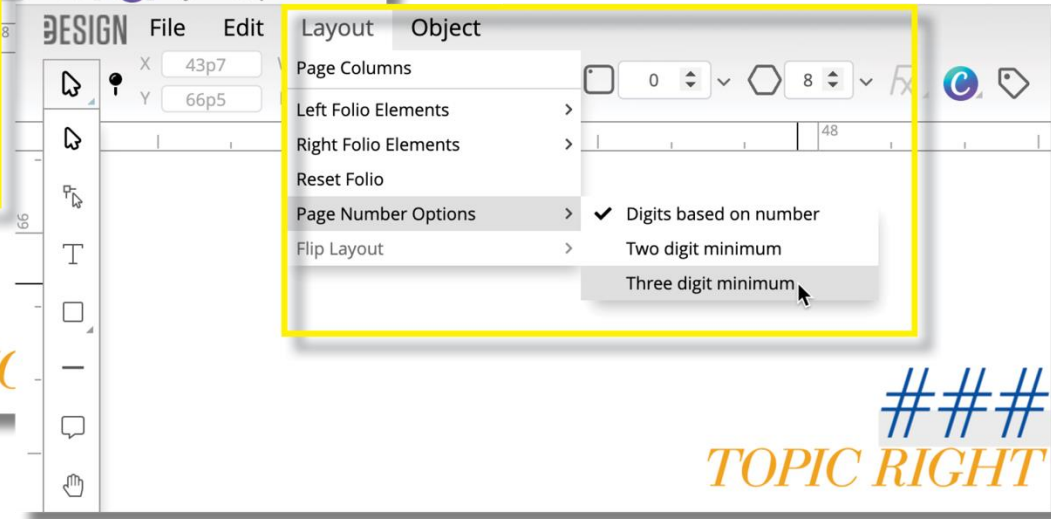
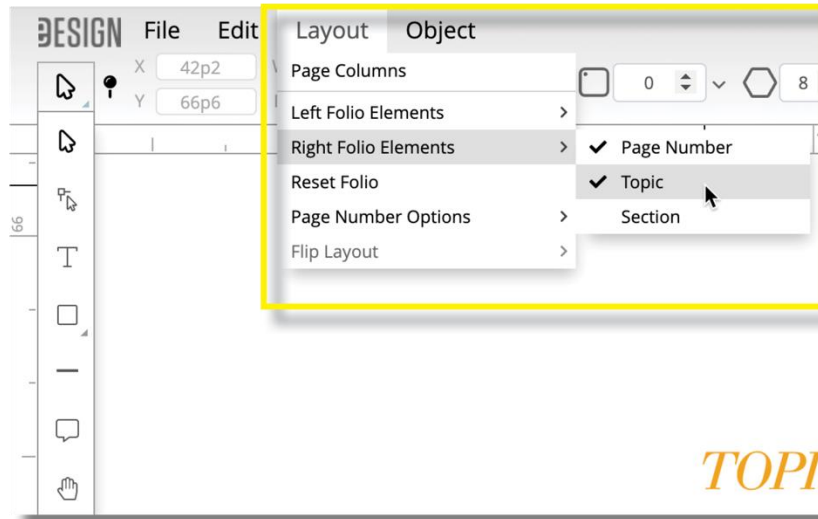
FORMAT MULTIPLE ITEMS AT ONCE

SHAPES AND TEXT FRAMES

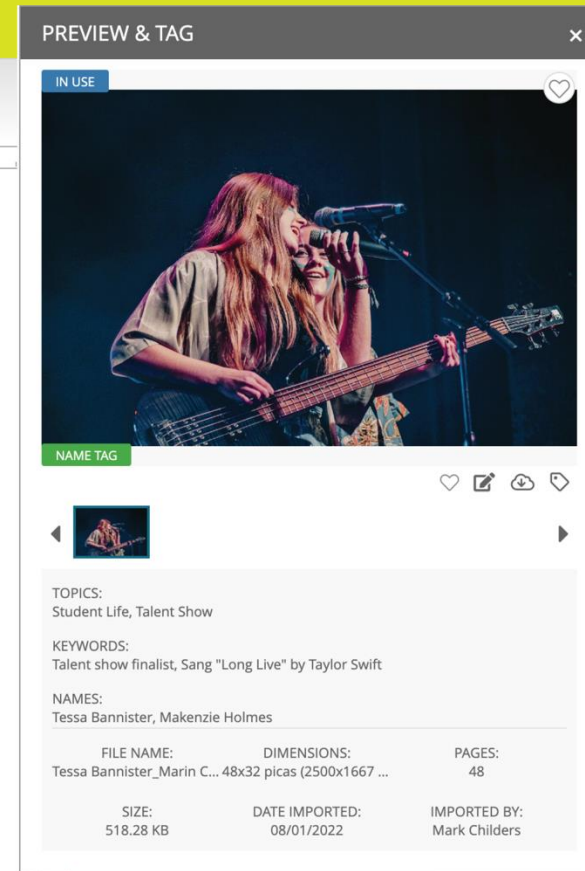
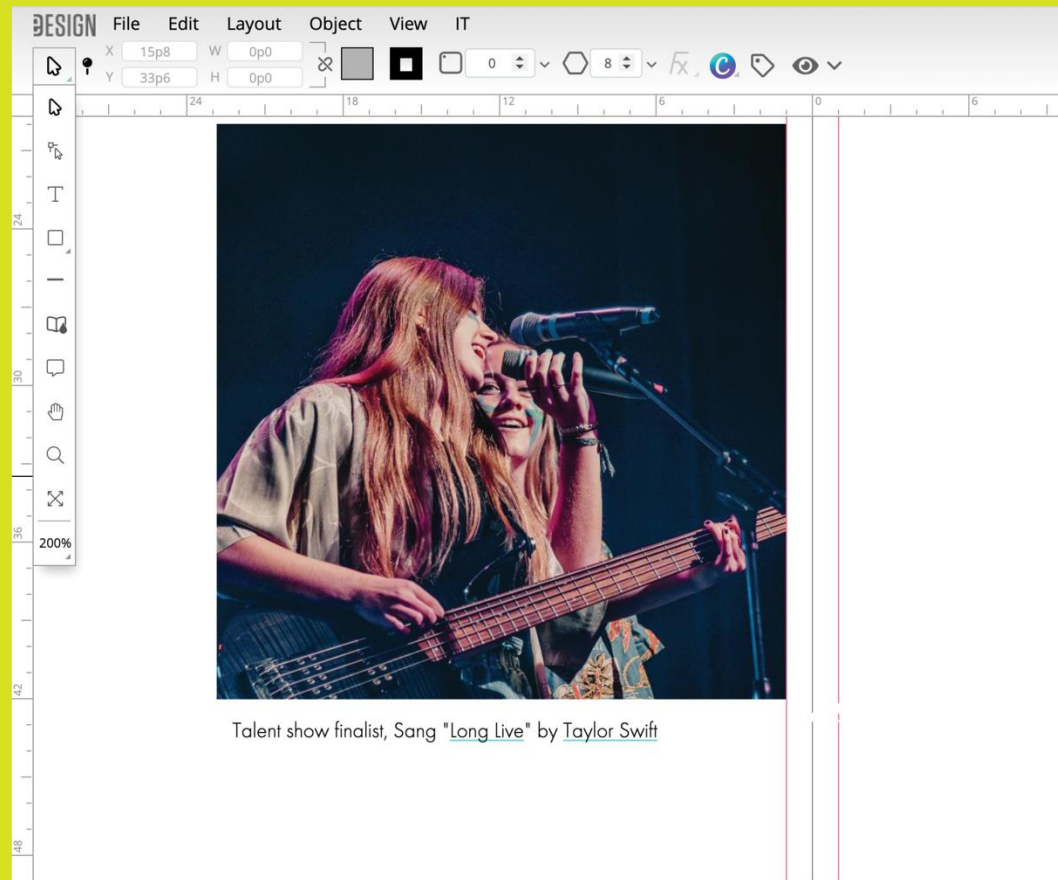


tip 11

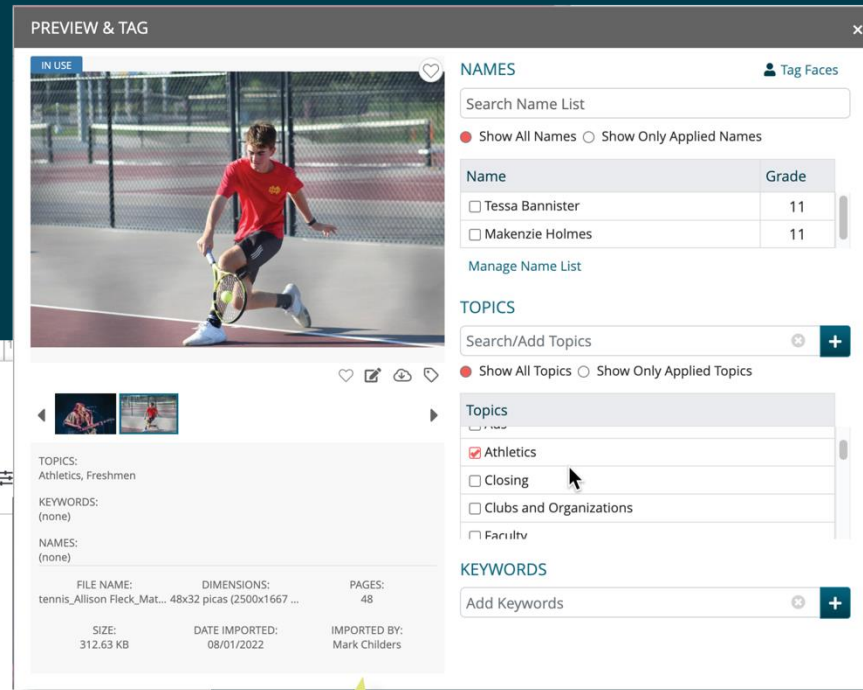
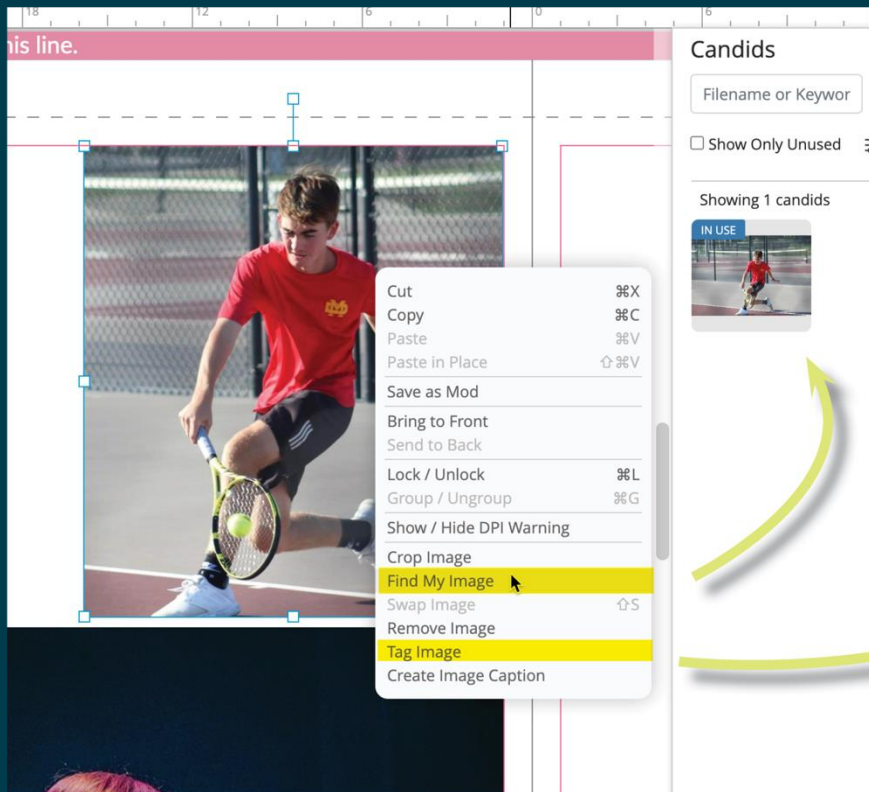
CUSTOMIZE FOLIO AND PAGE NUMBER OPTIONS



COPY TEXT FROM PREVIEW PANEL



FIND MY IMAGE



TAG IMAGE



v-ybk.link/find-image

STYLE WIZARD



FIND AND CHANGE

High School - 2024 YEARBOOK-MAINBOOK (10344-000-2024, Size 7) Switch Project Save It Forward | Terms of Use/Privacy Policy

Style Wizard - Backgrounds and Folios

Use the controls below to apply the same background and/or folio settings to all the selected pages.

Backgrounds: Choose the color background you want to set for all the selected pages. This will remove any image or color backgrounds previously applied. Leave it blank if you don't want to change the backgrounds.

Folios: Choose the folio settings you want to apply to all the selected pages.

No changes
 Enable all folio elements

C=0 M=54 Y=95 K=30

Apply Changes

2024 YEARBOOK-MAINBOOK (10344-000-2024, Size 7) Switch Project Save It Forward | Terms of Use/Privacy Policy

Style Wizard - Find And Change

Choose to work with text formatting or object formatting.
If you leave a value empty, we will ignore it as we perform the find/change.

Find/Change Object Formatting Find/Change Text Formatting

Find this:

AHJ Craft Gothic Cc AA 10 AB

Change to this:

AHJ Nashville AA 12 AB

Cancel

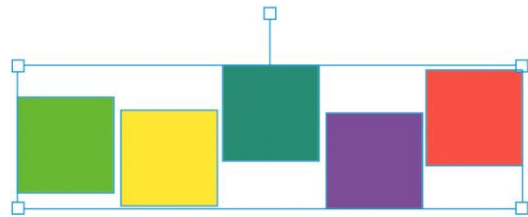
BACKGROUND AND FOLIO



tip 15



ALIGN COMMANDS



ARRANGE

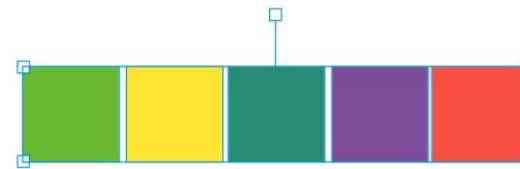
Move Forward / Back

Align Objects

Apply Spacing

0p6

DISTRIBUTE SPACING



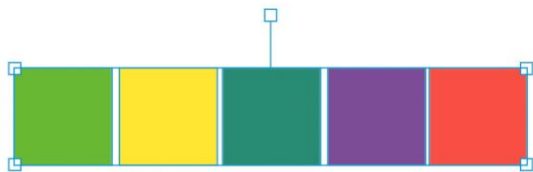
ARRANGE

Move Forward / Back

Align Objects

Apply Spacing

1p0



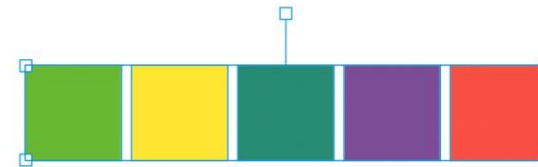
ARRANGE

Move Forward / Back

Align Objects

Apply Spacing

0p6



ARRANGE

Move Forward / Back

Align Objects

Apply Spacing

1p0

LAYER IMAGES AND CLICK THROUGH LAYERS



RUN like the **WIND**



LOREM IPSUM DOLOR SIT amet, consectetur adipiscing elit. Vestibulum non est cursus, ultrices leo et, molestie lectus. Vivamus euismod nisi vel vulputate rhoncus. Curabitur semper ac nunc eu facilisis. Vestibulum leo turpis, posuere sit amet venenatis vitae, elementum non ex. Cras vel punis vel elit dignissim euismod ac in erat. Nulla sagittis tempus egestas. Morbi eleifend accumsan ante. Nulla non tortor et orci venenatis accumsan. Vivamus dolor urna, cursus id ornare et, varius a magna. Sed mollis libero ac rhoncus cursus. Nullam lobortis risus tortor, quis malesuada augue ullamcorper non. Sed quis ultricies neque. In hac habitasse platea dictumst. Mauris tristique ornare tellus sed maximus. Orci varius natoque penatibus et magnis dis parturient montes, nascetur ridiculus mus. Proin nec tincidunt lorem. Vestibulum rutrum bibendum massa, vitae ultricies quam auctor sit amet. Pellentesque non rhoncus felis, nec bibendum ligula. Aliquam ornare volutpat justo ac tincidunt. Donec vel iaculis nulla. Donec diam nulla, sodales vel ullamcorper eu, sollicitudin in augue. Sed blandit, ipsum vel interdum efficitur, orci ante feugiat sapien, nec sodales quam enim ac justo. Lorem ipsum dolor sit amet, consectetur adipiscing elit. Morbi non malesuada libero. Suspendisse nec tristique dolor, nec iaculis felis. Aliquam faucibus, orci eget egestas elementum, nulla punis volutpat sem, vel sodales libero mi quis ante. Cras malesuada auctor massa eget finibus. Duis in urna vitae leo varius imperdiet id vel ipsum. Praesent lorem elit, interdum non elit et, accumsan malesuada lacus. Nam condimentum at turpis eget luctus. Vivamus fermentum, purus non commodo semper, odio dui aliquet felis, quis tincidunt metus ante id quam. Donec tristique tincidunt magna et ornare. Curabitur consectetur nulla quis ligula placerat, sed pellentesque mauris consectetur. Quisque vel suscipit ipsum, quis malesuada nisi. Maecenas eu pulvinar elit, sit amet accumsan purus. Aenean lacinia convallis risus, sit amet bibendum augue egestas ex. Proin blandit nunc a cursus malesuada. Quisque luctus mattis justo, id gravida enim fringilla sed. Nullam vehicula dolor non diam finibus, ac dictum nisi pulvinar. Vivamus rhoncus neque id sapien posuere egestas. Aenean porttitor

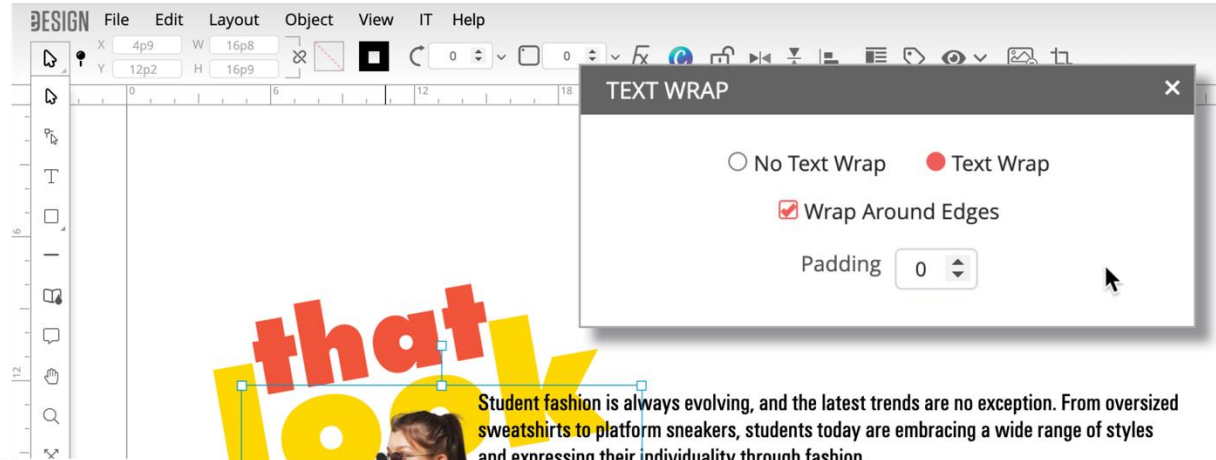




TEXT WRAP

**MAKE
IT SHINE**

Autumn was a chance to settle in. As the leaves began to change and the second nine weeks began, we realized that school had become routine. While we continued to focus on our academics, we turned to many outstanding clubs and sports for fun. We watched Zane Henderson playing on the football field. Elizabeth Rainwater and Delaney White spiked it up on the volleyball court. James Wilson stood strong as he lead the Student Council preparations for Veteran's Day.



that look

Student fashion is always evolving, and the latest trends are no exception. From oversized sweatshirts to platform sneakers, students today are embracing a wide range of styles and expressing their individuality through fashion.

One of the most popular trends among students today is athleisure wear. Sweatpants, leggings, and oversized hoodies are now staples in many wardrobes. These comfortable, yet stylish pieces are perfect for lounging at home or running errands. Brands such as Nike, Adidas, and Lululemon have capitalized on this trend and are now producing athleisure wear lines.

Another popular trend is vintage fashion. Thrift stores and online vintage retailers are becoming increasingly popular among students who are looking for unique, one-of-a-kind pieces. Vintage band t-shirts, denim jackets, and mom jeans are just a few examples of vintage clothing items that are making a comeback.

MULTI-COLUMN TEXT FRAMES



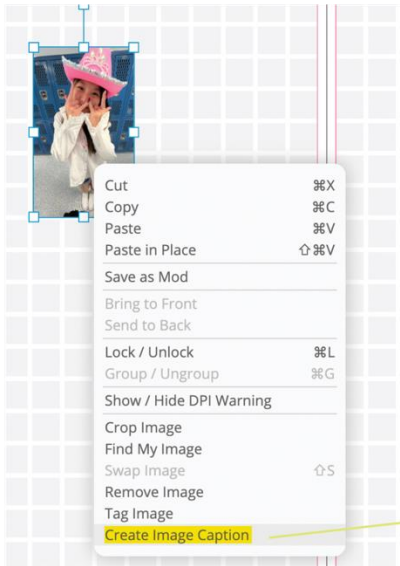
The screenshot displays a design tool interface with a menu bar (Edit, Layout, Object, View) and a toolbar. A text frame is shown on a grid, containing three columns of placeholder text. A 'Text Frame Columns' panel is open, showing the following settings:

- Number of Columns: 3
- Space Between: 1p0

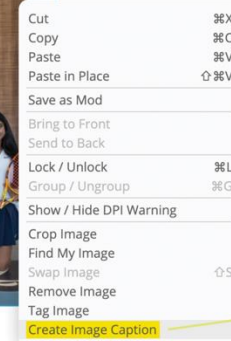

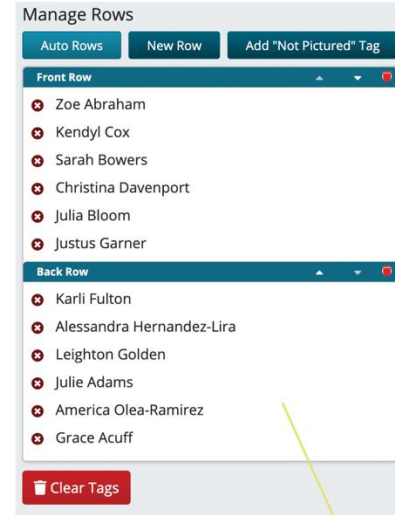
The text frame is divided into three columns of equal width, with a consistent space between them. The text is justified within each column.



CAPTION BUILDER



Julie Reynolds (12)



Front Row: Zoe Abraham (10), Kendyl Cox (10), Sarah Bowers (9), Christina Davenport (11), Julia Bloom (10), Justus Garner (11); **Back Row:** Karli Fulton (12), Alessandra Hernandez-Lira (11), Leighton Golden (12), Julie Adams (STAFF), America Olea-Ramirez (10), Grace Acuff (10)



SPELL CHECK & NAME CHECK

“You rock! Thank you for taking time out of your busy schedle to attend this workshop,” exclaimed Zach Morris, 12. “Your dedication to our school is lauaudible. “I can’t wait to see the pages you create this year!”

spell check menu for 'schedule':
 schedule
 scheme
 Ignore schedule
 Disable Name Check for Text Frame
 Add to Dictionary
 Cut %X
 Copy %C
 Paste %V
 Select All %A
 Delete <X>
 Bring to Front

“You rock! Thank you for taking time out of your busy schedle to attend this workshop,” exclaimed Zach Morris, 12. “Your dedication to our school is lauaudible. “I can’t wait to see the pages you create this year!”

spell check menu for 'laudable':
 audible
 laudable
 inaudible
 audibly
 laudably
 Ignore laudible
 Disable Name Check for Text Frame
 Add to Dictionary
 Cut %X
 Copy %C
 Paste %V
 Select All %A
 Delete <X>

“You rock! Thank you for taking time out of your busy schedle to attend this workshop,” exclaimed Zach Morris, 12. “Your dedication to our school is lauaudible. “I can’t wait to see the pages you create this year!”

Name Check menu:
 Name Check
 Add Custom Name
 Disable Name Check for Text Frame
 Cut %X
 Copy %C
 Paste %V
 Select All %A
 Delete <X>
 Bring to Front
 Send to Back
 Fit Frame to Text
 Fill with Placeholder Text
 Capitalization >
 Character Style >

“You rock! Thank you for taking time out of your busy schedle to attend this workshop,” exclaimed Zach Morris, 12. “Your dedication to our school is lauaudible. “I can’t wait to see the pages you create this year!”

NAME CHECK dialog box:
 UNRECOGNIZED NAME: zach
 Zach Morris

NAME	GRADE
Zachary Feeney	12
Zachary Gniadek	12
Zachary Goodwin	12
Zachary Biker	12

 CANCEL IGNORE REPLACE



GRADIENT FILL COLOR



v-ybk.link/gradient

The screenshot shows the Adobe Design software interface. A 'FILL COLOR' panel is open, displaying a gradient from magenta to orange. The panel includes options for 'SOLID' and 'GRADIENT', a color preview bar, an 'Angle' dial set to 100, a 'Tint' slider set to 100, a 'Search Swatches' field, and a list of swatches: Lime, Magenta, Pink Papaya, and Watermelon. Below the swatches is an 'Add Swatch' button. The main workspace shows a document page with a gradient fill applied to a rectangular area. The page has a dashed line indicating the 'Bleed Area' and a solid line for the 'Trim Line'. Text at the bottom of the page reads: 'Elements outside the dashed line will be close to the edge of the page and could be trimmed off on the finished page.' The top right corner of the software window shows 'PAGES: 22-23'.

TEXT FRAME COLOR AND PADDING

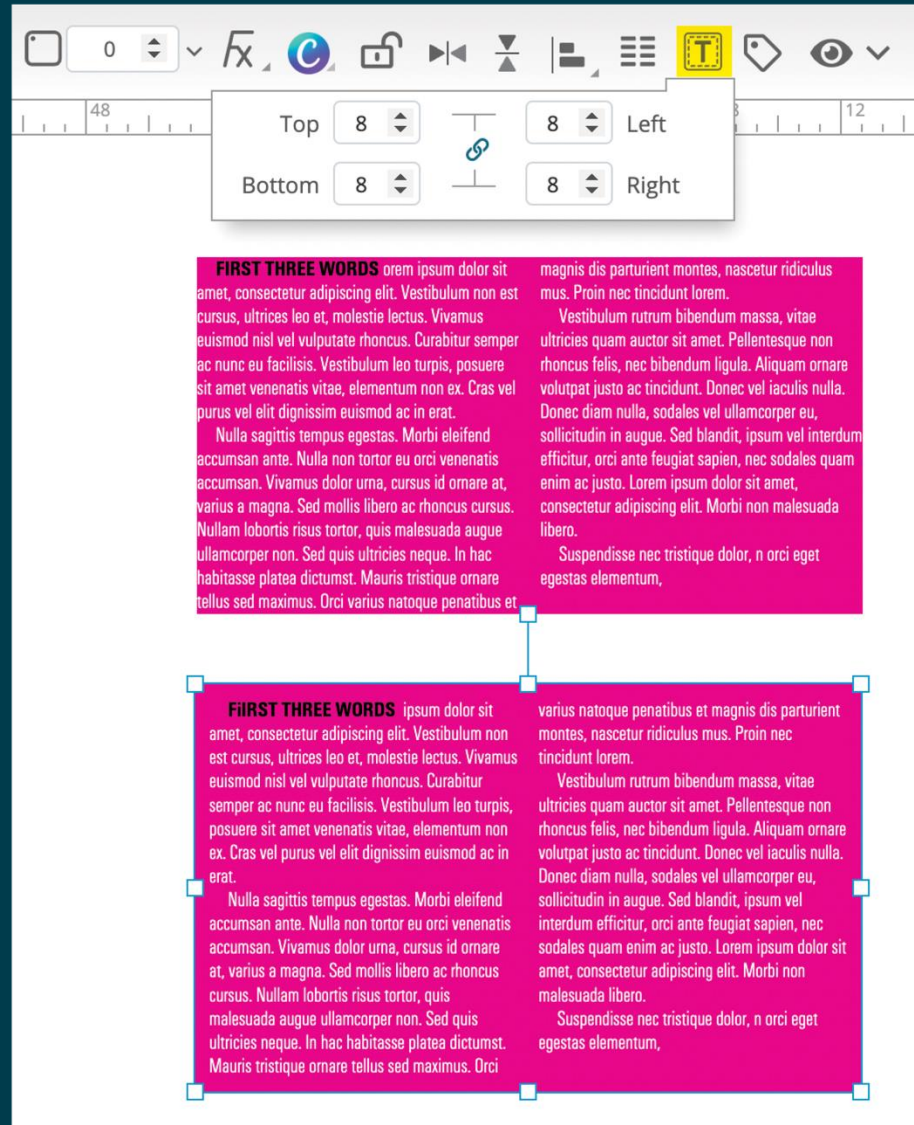


IMAGE IN TEXT AND STROKED TEXT



What a great ^{Fri} day!
HOMECOMING PEP RALLY



STROKE

Name: C=0 M=0 Y=0 K=100

Tint: 100

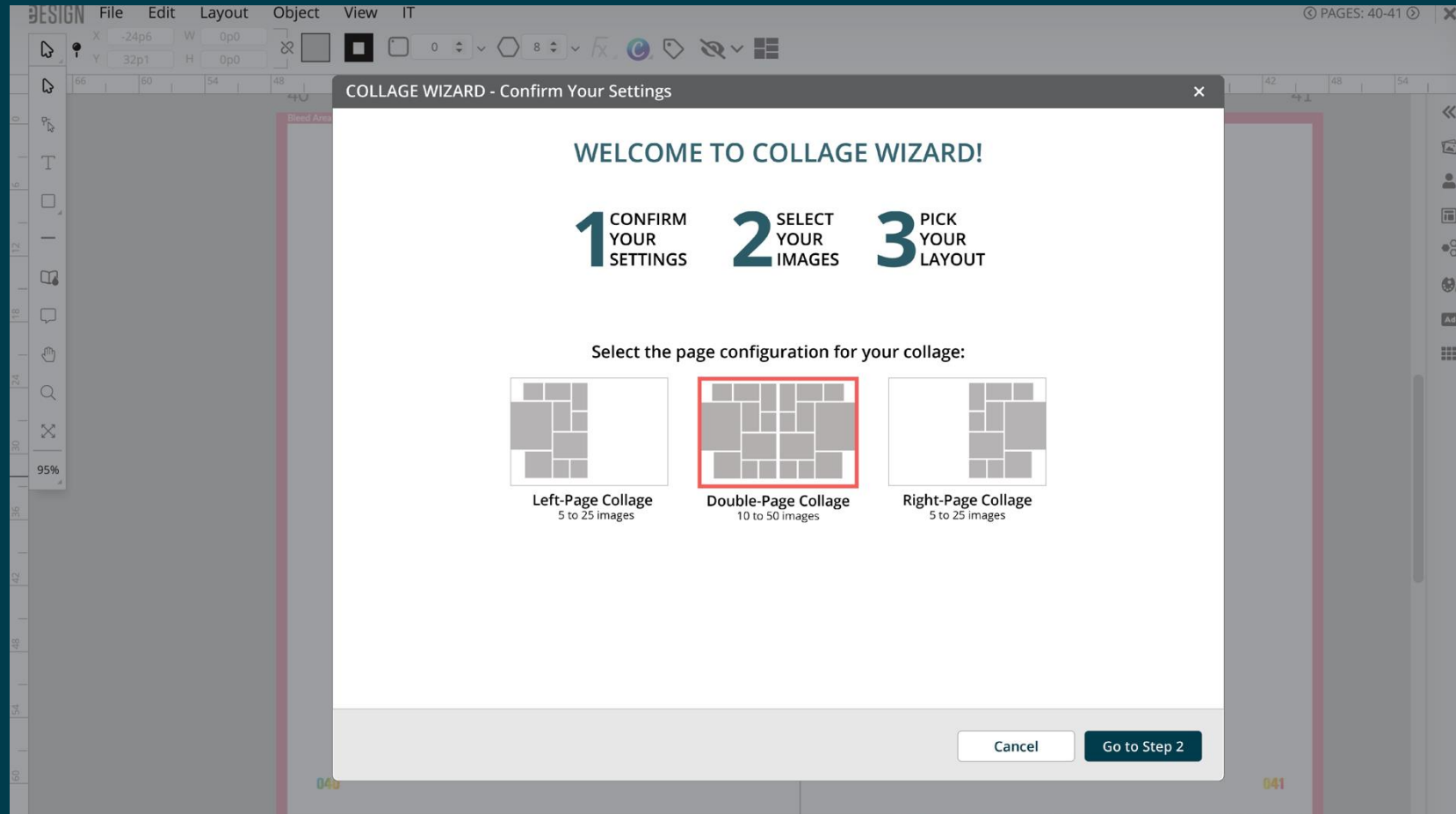
Stroke: 2

Search Swatches

- Transparent
- C=0 M=0 Y=0 K=100
- C=0 M=0 Y=0 K=0
- 12100 Blue

+ Add Swatch

COLLAGE WIZARD AND FILL FRAMES



BOOK FLIPPER

DESIGN HOME BOOK REPORTS LIBRARY NAME LIST SEND AND SELL CATALOG SETTINGS HELP

64 | Varsity Girls Basketball | EDITED 64-54 of 256 EDITED | Varsity Girls Basketball | 65

Assemble & Edit Book

See What's New X

Jump to page Tools Edit Export Filter Ladder Grid

Colla

18

19

TEAM NAME

TEAM NAME

Name Here, XX
"Lorem ipsum dolor sit amet, consectetur adipiscing elit. Vestibulum non amet, consectetur adipiscing elit. Vestibulum non."

Name Here, XX
"Lorem ipsum dolor sit amet, consectetur adipiscing elit. Vestibulum non amet, consectetur adipiscing elit. Vestibulum non."

TEAM NAME
TEAM NAME

TEAM NAME, FRONT ROW: Lorem ipsum dolor sit amet, consectetur adipiscing elit. Vestibulum non est curus, ultrices leo et, mollis. SECOND ROW: Lorem ipsum dolor sit amet, consectetur adipiscing elit. Vestibulum non est curus, ultrices leo et, mollis. THIRD ROW: Lorem ipsum dolor sit amet, consectetur adipiscing elit. Vestibulum non est curus, ultrices leo et, mollis. BACK ROW: Lorem ipsum dolor sit amet, consectetur adipiscing elit. Vestibulum non est curus, ultrices leo et, mollis.

TEAM NAME, FRONT ROW: Lorem ipsum dolor sit amet, consectetur adipiscing elit. Vestibulum non est curus, ultrices leo et, mollis. SECOND ROW: Lorem ipsum dolor sit amet, consectetur adipiscing elit. Vestibulum non est curus, ultrices leo et, mollis. THIRD ROW: Lorem ipsum dolor sit amet, consectetur adipiscing elit. Vestibulum non est curus, ultrices leo et, mollis. BACK ROW: Lorem ipsum dolor sit amet, consectetur adipiscing elit. Vestibulum non est curus, ultrices leo et, mollis.

VARSITY  YEARBOOK